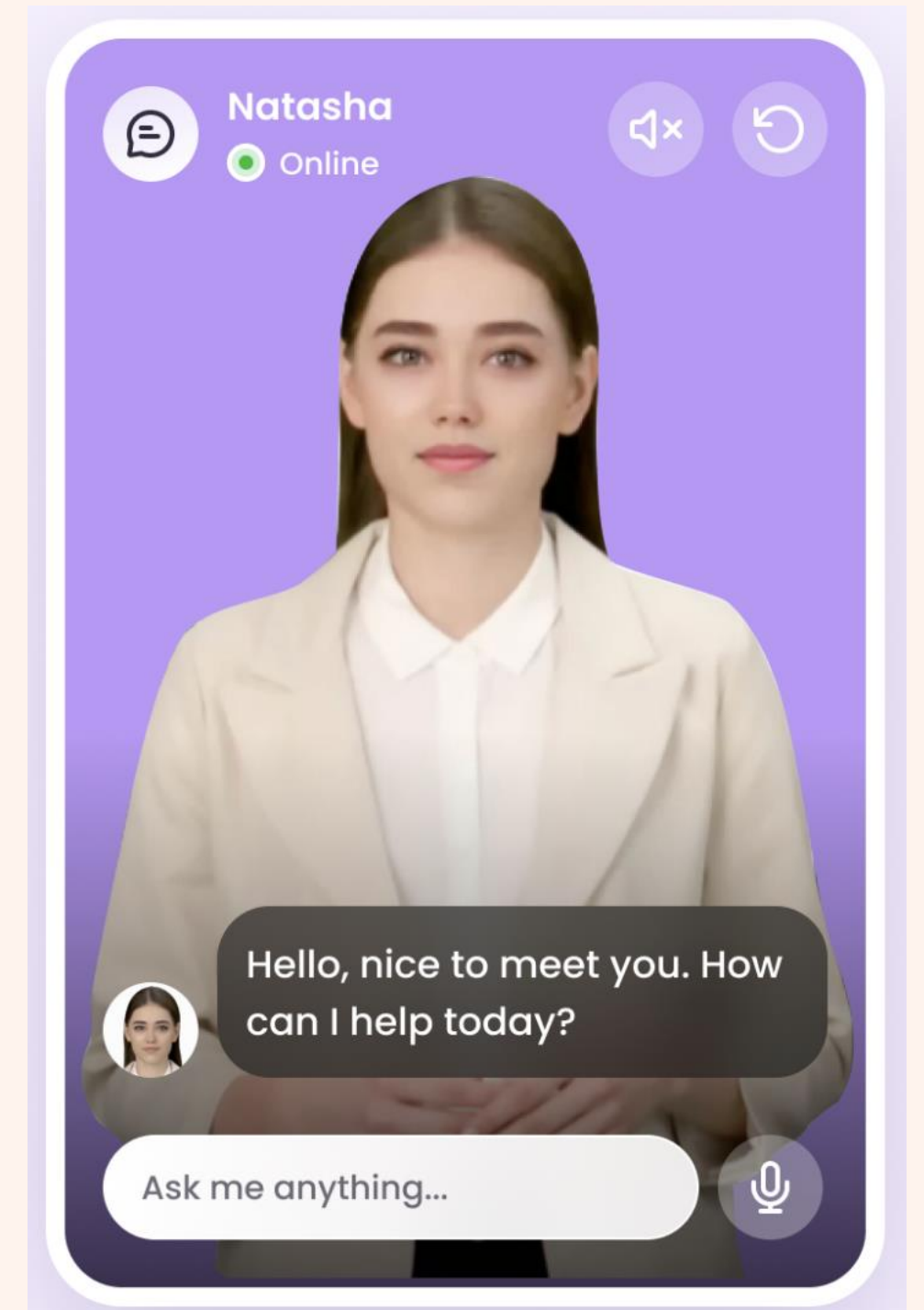



Navigating the Future: Yep AI's Journey in Generative AI Applications

Meng CHEN
Head of AI, Yep AI
<https://www.yepai.io/>



Agenda

Stage 3: Yep AI SaaS Platform



Yep AI SaaS

Stage 2: AIGC Capabilities



Yep News



Home Designer



Voice Clone



AutoMV

Stage 1: AI for Yep Home




Yep Bot



Yep Agent

3-Stage Rocket Mode





GENERATIVE AI

Tell me something about generative ai




Generative AI refers to a class of artificial intelligence (AI) algorithms and models designed to generate new data that is similar to existing data. These models are used in various applications, including text generation, image synthesis, music composition, and more. One of the most notable developments in generative AI is the use of deep learning techniques, particularly generative neural networks. Here are some key aspects of generative AI:

1. **Generative Models:** Generative AI models are trained to learn the underlying patterns and structures within a dataset. They then use this knowledge to create new data samples that are statistically similar to the training data. Common generative models include Variational Autoencoders (VAEs), Generative Adversarial Networks (GANs), and autoregressive models like the Transformer architecture.
2. **Variational Autoencoders (VAEs):** VAEs are probabilistic generative models that learn to represent data in a lower-dimensional latent space. They are often used in tasks like image generation, where they can produce new images with similar characteristics to the ones they were trained on.
3. **Generative Adversarial Networks (GANs):** GANs consist of two neural networks, a generator, and a discriminator, that play a game against each other. The generator produce data that is indistinguishable from real data, while the discriminator

Message

👉 Large Language Model

Stable Diffusion 🖼️



YepBot: Your Property Assistant

A screenshot of the YepBot chat interface. At the top left is the 'YEP AI BETA' logo. At the top right is a 'Leave feedback' button. The main content area is titled 'Hello property guru' and 'Tell me how I can help you on your property journey...'. Below this are three sections: 'Search' (for the right property or homeloan), 'Analyse' (make more informed decisions), and 'Calculate' (Different types of repayments and taxes). Each section has two example questions in grey rounded rectangles. At the bottom is a text input field with a microphone icon on the right.

YEP AI BETA Leave feedback

Hello property guru

Tell me how I can help you on your property journey...

Search

for the right property or homeloan

- Are there any houses for sale in Richmond around 1 million?
- Provide me with some home loan recommendations

Analyse

make more informed decisions

- What is the advantage of investing in Yarra Bend?
- I'm an overseas buyer, what homeloan is best for me?

Calculate

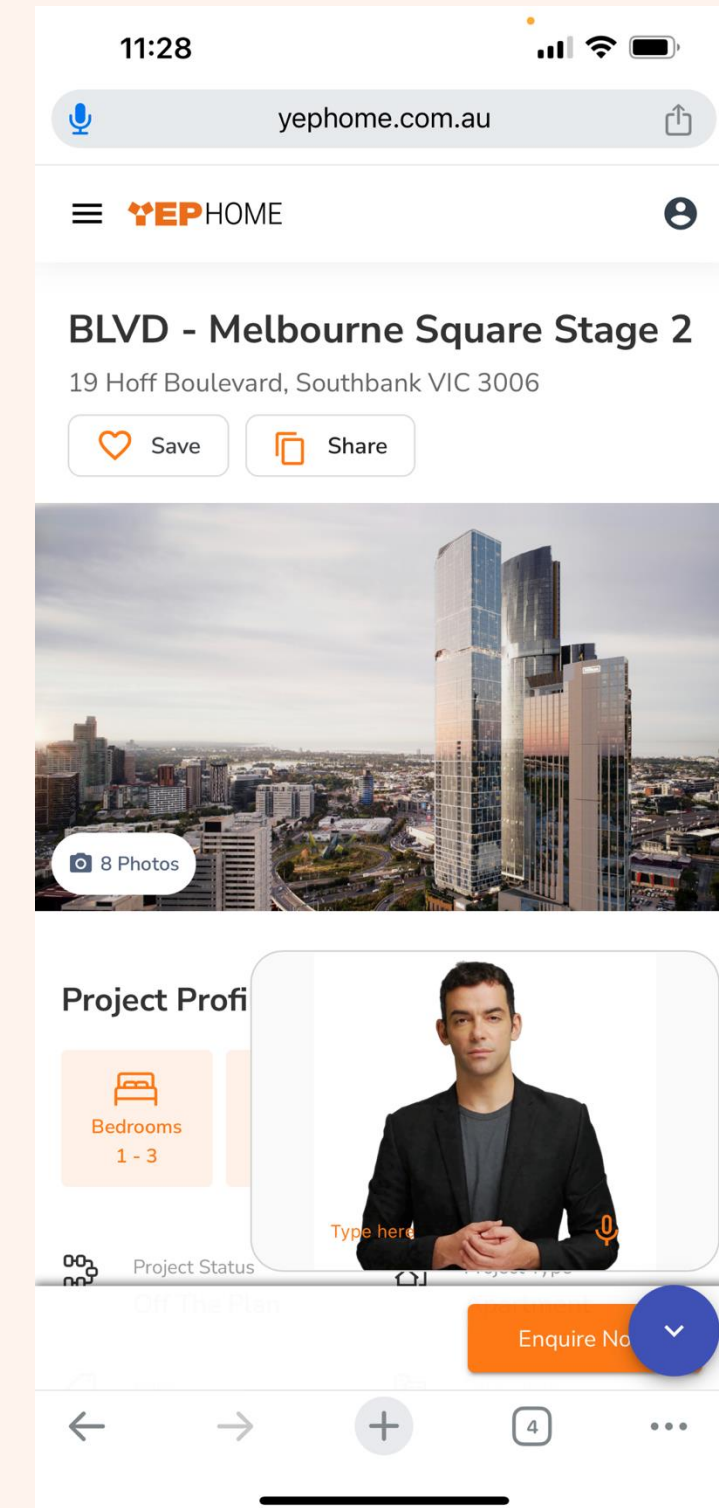

Different types of repayments and taxes

- How much Land Tax would I pay for a property worth \$500,000?
- What would my monthly repayments be for this homeloan?

Enter your message here...

Have a try: <https://www.yephome.com.au/chat>

YepAgent: Virtual Property Agent



YepAgent: Virtual Property Agent



The screenshot shows the YEP HOME website interface for a property listing. At the top, the 'YEP HOME' logo is on the left, and navigation links for 'New Homes', 'Sold', 'Virtual Tours', 'Data Insights', and 'Professionals' are on the right. The main heading is 'BLVD - Melbourne Square Stage 2' with the address '19 Hoff Boulevard, Southbank VIC 3006'. Below this is a breadcrumb trail: 'VIC / Southbank / BLVD - Melbourne Square Stage 2'. There are 'Save' and 'Share' buttons. A large main image shows a cityscape with a prominent skyscraper. A smaller image to the right shows a view from a high-rise window. A '5+' icon is visible in another image. At the bottom, there is a 'Project Profile' section with filters for 'Bedrooms', 'Bathrooms', 'Carspaces', and 'Sizes'. A button asks 'Interested In BLVD - Melbourne Square Stage 2?' and a chat icon is in the bottom right corner.

YepNews: AI News Generation



Yep News


Yephome

Chinese

Engilsh



AI-Generated Insights into Australia's Real Estate Market



APR 15, 2024 NEWS, CHINESE

西悉尼新社区房屋建筑缺陷引发整改命令

对于那些潜在的房产买主来说，一个不安的消息从西悉尼的Melonba区传来：该区内的一批新建房屋因发现多项建筑缺陷而被下达整改令。新南威尔士州建筑委员会的检查官认定在十

Have a try: <https://news.yephome.com.au/>

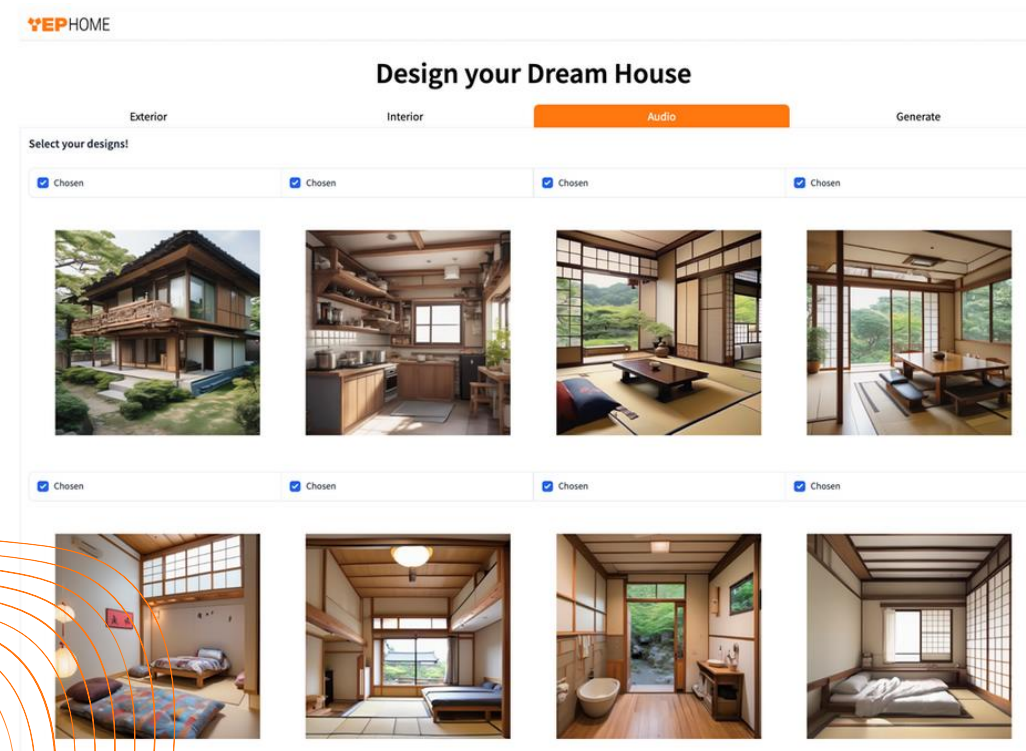
Home Designer: Design Your Dream House



AI HOME DESIGNER: DESIGN YOUR DREAM HOME

HAVE A TRY:

[HTTPS://LAB.YEPHOME.COM.AU](https://lab.yephome.com.au)



AutoMV: AI Video Generation



Generate New Video

Please select and upload all images at once. You can select multiple images by holding down the 'Shift' key or 'Ctrl' (or 'Command' on Mac) while selecting files.

Property Description
Please enter the description of the property advantages

Ground floor offering front entrance hall, Study nook, Huge Master Bedroom with full ensuite and under cover balcony, Second Large Bedroom with adjoining bathroom, Wall-to-wall Mirrored Built in Robes, full ensuite and balcony

Property Intro Text
Please enter the information to show in the intro

3/47 Wheeler Street, Ormond VIC 3204

Property Outro Text
Please enter the information to show in the outro

David Melatti
VIP Consulting Real Estate & Smart Property Manager

Advanced
Advanced Opinions

highlight Add Black Intro

Add Black Outro

Upload Floorplans

UNIT 3 PLAN

2	2
9.0	21.5
L	130.5
PRICE	TOTAL SP

Use of content has been checked and is all content is original and copyright is not displayed for illustration and display. All pictures should not be used. Also before publishing and ensure you have the right to make changes if necessary without prior notice.

Upload Photos

[Download the video](#) [Clear Input Images](#) [Generate Video](#)



Have a try: <https://automv.yepai.com.au/>



Kuizong Wu, Shaozu Yuan, Chang Shen, Neo Xu, **Meng Chen**, AutoMV: An Autonomous Agent Framework for Real Estate Marketing Video Generation, AAAI 2025 Demo Track (accepted)

Marketing Video Generation



Yep AI SaaS Platform



The screenshot displays the Yep AI SaaS platform interface. On the left is a navigation sidebar with the Yep AI logo and menu items: Dashboard, Leads, Conversation Logs, Customisation, Sources, Installation (highlighted), and Onboarding. Below the sidebar, there are tabs for 'AI Agent' and 'Digital Human', with 'AI Agent' selected. Under 'AI Agent', there are 'Free Plan' and 'Manage Plan' buttons. A summary section shows: 'Uploaded Documents 1/10', 'Used Messages 0/150', 'No. of Links 0/5', and 'No. of FAQs 0/20'. An 'Upgrade' button is at the bottom of this section.

The main content area is titled 'Installation' and has tabs for 'AI Agent' and 'Digital Human'. Under 'AI Agent', there is a section 'Embed the Bot' with the instruction: 'Paste the code snippet below in your HTML code where you want to display the YepAI chatbot.' Below this is a code block containing the following script:

```
<script src='https://widget.yepai.io/chat-widget.js' async data-assistant-id='asst_uE98CMuKF9hcHLivu7KPJso' data-type='chatbot' data-position='right' data-user-id='911504135012806656' data-origin='https://chat-bot-backend-preview-prod.reg-ce0.workers.dev'></script>
```

To the right of the code is a preview of the chatbot widget. It features a female avatar named 'Bella' who is 'Online'. The widget has a close button (X), a mute button (speaker with X), and a refresh button (circular arrow). The avatar says, 'Hey there, how can I help you?'. Below the avatar is a text input field with the placeholder 'Ask me anything...' and a microphone icon. At the bottom of the widget, it says 'Powered by YepAI'.

At the bottom of the main content area, there is a 'Training Material' section with tabs for 'All', 'Documents', 'Links', and 'FAQs'.

Have a try: <https://bot.yepai.com.au/>

Real-time Talking Avatar



YEP AI

Product FAQ Use Cases ▾ Pricing ▾ Login Book Demo Get Started

Get more leads and higher engagement with YepAI Agent

Simply drag and drop your product knowledge base, and watch AI boost leads and convert visitors with personalised support, enhancing customer satisfaction.

Get started for free

No credit card required

Trusted partners

MAB SoftBank RMIT UNIVERSITY Colliers lendlease CE

Alex Online

Hey there, how can I help you?

Ask me anything...

Powered by YepAI

Have a try: <https://www.yepai.io/ai-agent>

What's Next?

- Transition the real-time talking avatar from a pipeline-based architecture to an end-to-end framework, enabling seamless video input and output.
- Augment the virtual assistant's functionality by integrating advanced language agent capabilities, including functional calling, planning, and reasoning.
- Customize the agentic avatar for diverse industries, ensuring it becomes both practical and impactful for various applications.

Thanks!